

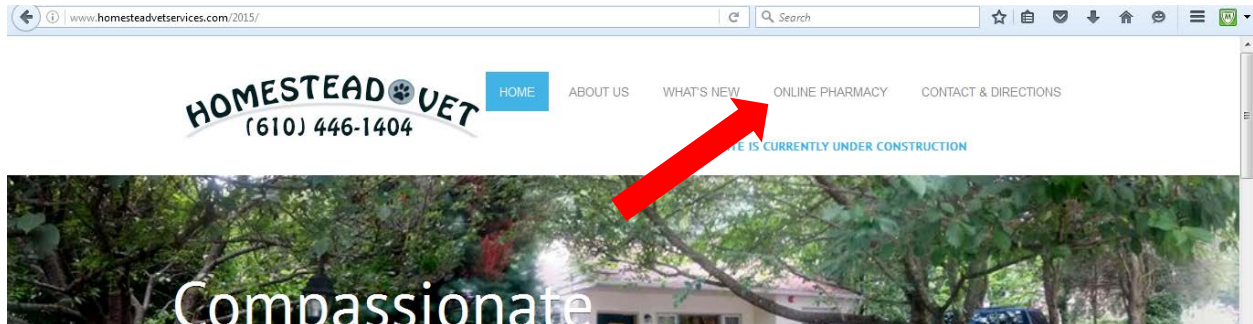
VetSource Sign Up for Clients

From Homestead Vet's website:

Open your preferred web browser.


Type: <http://www.homesteadvetservices.com/2015/> into the address bar.

You should see the below screen:



Click the link on the top right that says **“Online Pharmacy”**

Click the link on the page which says **VetSource**.



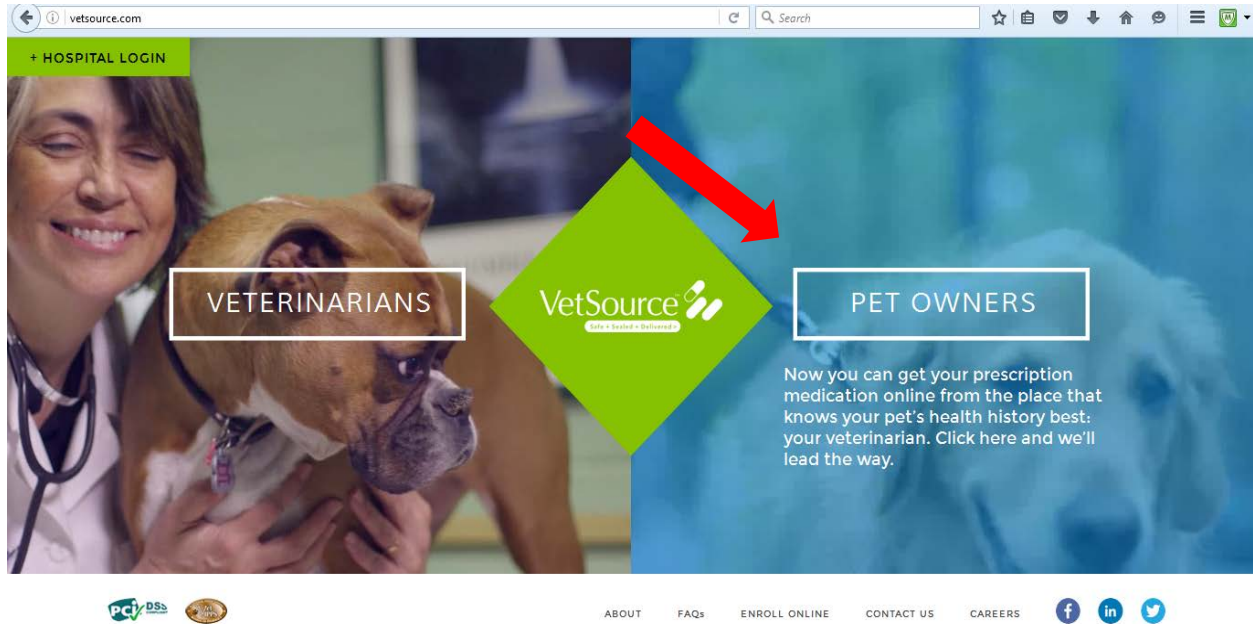
Skip ahead to Part 2 for further sign up directions.

From the VetSource website:

Open your preferred web browser.

Type: www.vetsource.com into the address bar.

You should see the below screen:




Click on **Pet Owners**

On the top right hand corner of the page, find the “**Vet Finder**”

Click on “**Vet Finder**”



Search for Homestead Vet by zip code by typing “**19083**” or searching “**Havertown, PA**”

 **Search By Zip Code:**
Zip code:

OR

Search By City and State:

Find **Homestead Veterinary Rehab & House Calls** in the search results. (It should be first.)


Click “**Shop Online**”



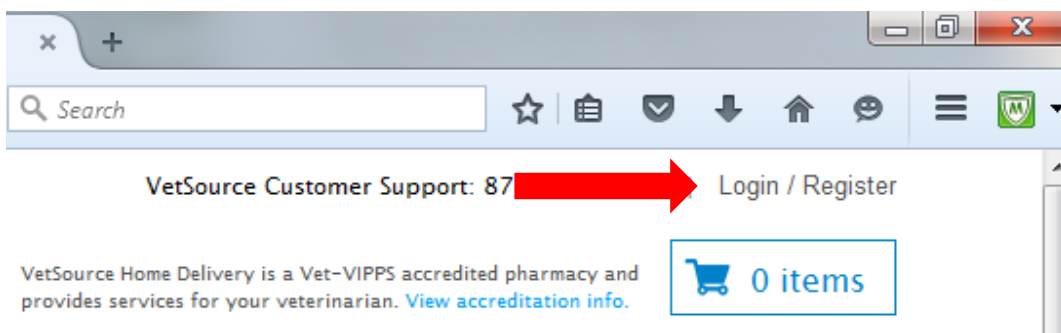
Follow directions onto Part 2.

Part 2:

You will be taken to Homestead's online store, which should have the name in the top left corner:



Note: You can use the search bar in the top right hand side to search by name or the panel along the top to search by category for products.



If you already have an account:

1. Use the login/register button at the top right corner to log in before searching for your products.
2. Search your products by name or category.
3. Pay online.
4. Homestead will approve any prescriptions when necessary.
5. Wait for your purchases to arrive at your door in 5-9 business days!

If you do not have an account yet:

1. Use the login/register button in the top right corner to register.
2. Click "Sign Up For an Account"

Already a registered user?

Username

Password

[forgot password?](#)

Create an account today and benefit from a personalized shopping experience. With a new account you will be able to conveniently place orders, sign up for auto-ships and much more.

3. Fill in the information below
4. Click create account

Create A New Account

Account Information

Email Address *

Username *

Password *

Confirm Password *

Note: Enter a temporary password! This username and password will be emailed to you when registration is complete. Please change this password to a secure password after login.

Address Information

First Name *

Last Name *

Street Address *

Address 2

City *

State *

Zip Code *

Phone Number *

5. Click on the drop box and find your pet's name
6. Click Confirm

Please select your pet from the following list and click Confirm. If you do not see your pet choose the 'none of the above' option.

- Please select --
- Nero
- Dalton
- Ruby
- Lillith
- Ozzy
- Wolfgang
- Spencer
- Foo
- Candi
- Dusty
- None of the above

7. You should see a pop up text box stating "Your account has been located. You will be logged into your profile where you will be able to view and update your account details."
8. Click "OK"

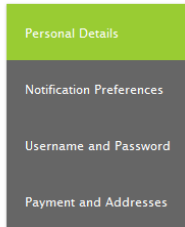

Your account has been located. You will be logged into your profile page where you will be able to view and update your account details.

OK

****Note: Homestead staff must manually input your information into our online database. If you do not receive this pop-up, please call the office at 610-446-1404 and speak to a staff member.****

9. You will be taken to your account where you can update personal, pet, and order/autship information.

MY ACCOUNT



Personal Details

First Name:

Last Name:

10. Make any changes, as needed, to your personal information.
11. Search your products by name or category.
12. Pay online.
13. Homestead will approve any prescriptions when necessary.
14. Wait for them to arrive at your door in 5-9 business days!